


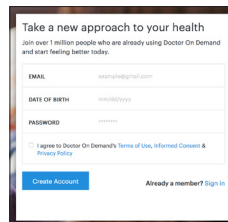
HOW TO REGISTER WITH YOUR HPI PLAN



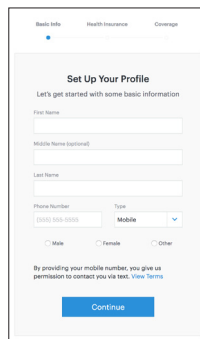
1 Go to doctorondemand.com/health-plans-inc (or download the Doctor On Demand app), and click the Join Now button.



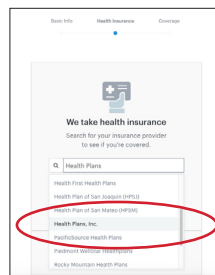
2 Enter your email address and date of birth, then create a password to begin setting up your profile.




3 Enter your name, phone number/type, and gender, then click *Continue*.



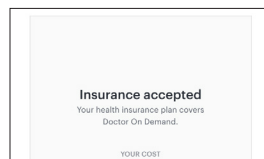
4 Type "Health Plans" to find and select *Health Plans Inc* in the health insurance drop down menu, then click *Continue*.



5 Enter your HPI member ID number, then click *Submit*.



6 The screen will confirm that your insurance has been accepted and display your copayments (if applicable).



For assistance with website/app, billing, or other issues, contact Doctor On Demand Member Support at 800-997-6196 or support@doctorondemand.com.

For questions about your plan benefits or eligibility, contact HPI Customer Service at the phone number or website on the back of your member ID card.